

A-14023

DISPLAY CAN BE ROTATED 180° BOTH DIRECTIONS

**SPECIFICATIONS:**

**MECHANICAL:**  
 WETTED MATERIALS: 316 STAINLESS STEEL  
 ENCLOSURE: TYPE 360 ALUMINUM; EPOXY POWDER COATED

**ELECTRICAL:**  
 ELECTRICAL CONNECTION:  
 TB1: 3 POSITION TERMINAL BLOCK, 22-14 AWG Max  
 \* TB3: 2 POSITION TERMINAL BLOCK, 26-14 AWG Max  
 \* TB2: 4 POSITION TERMINAL BLOCK, 26-14 AWG Max

**SWITCH SPECS (Switch and IAW):**  
 TB1: 4-20mA LOOP OUTPUT, 20-40 VDC@21mA Max.  
 (VOLTAGES ABOVE 25 VDC REQUIRE A SUITABLE SERIES LOAD RESISTOR. SEE I&M FOR DETAILS)  
 \* TB3: IAW OUTPUT, 30 VDC @ 20 mA Max.  
 \* TB2: SWITCH OUTPUTS (2), 0-280 VAC/DC @ 300 mA  
 (DERATE 8% PER 10°C ABOVE 21°C)

\* MODEL 1XTXSW ONLY

**APPROVALS:**

**cULus LISTED**  
 CLASS I, DIVISION 1, GROUPS A, B, C & D;  
 CLASS II, DIVISION 1, GROUPS E, F & G; CLASS III  
 CLASS I, ZONE 1, AEx d IIC T5;  
 Ex d IIC T5;  
 CLASS I, ZONE 2, AEx nA IIC T4;  
 CLASS I, ZONE 2 EX nA IIC T4;  
 -40°C ≤ Tamb ≤ 85°C (-40°F ≤ Tamb ≤ 185°F)  
 ENCLOSURE TYPE 4X; IP66  
 UL File: E226592

**ATEX APPROVED**  
 II 2 G Ex db IIC T5 Gb;  
 II 2 D Ex tb IIIC A21 T+90°C Db;  
 IP66  
 -40°C ≤ Tamb ≤ 85°C (-40°F ≤ Tamb ≤ 185°F)  
 DEMKO 09 ATEX 0813748X

II 3 G Ex nA IIC T4 Gc  
 DEMKO 15 ATEX 1483

**APPROVALS:**

**IECEx APPROVED**  
 Ex db IIC T5 Gb;  
 Ex tb IIIC T+90°C Db;  
 IP66  
 -40°C ≤ Tamb ≤ 85°C (-40°F ≤ Tamb ≤ 185°F)  
 IECEx UL 08.0017X

Ex nA IIC T4 Gc  
 IECEx UL 08.0017X

MODEL	TEMPERATURE RANGE	EXTENSION LENGTH	
		ft	[meter]
TR1	-40 TO 450°F/ -40 TO 232°C	6'	[1.8]
TRC	-40 TO 450°F/ -40 TO 232°C	UP TO 30' max. IN 1' INCREMENTS	[9.1] MAX
TH1	-40 TO 1000°F/ -40 TO 538°C	6'	[1.8]
THC	-40 TO 1000°F/ -40 TO 538°C	UP TO 30' max. IN 1' INCREMENTS	[9.1] MAX
TC1	-300 TO 200°F/ -184 TO 93°C	6'	[1.8]
TCC	-300 TO 200°F/ -184 TO 93°C	UP TO 30' max. IN 1' INCREMENTS	[9.1] MAX

ORIGINAL DATE	9-4-15
DRWN	RAM
CHKD	SR
APPD	R. McCAREY
UNLESS OTHERWISE SPECIFIED DIMENSIONS ARE IN INCHES TOLERANCES ON FRACTIONS ±1/64	
2 PLACE DEC	3 PLACE DEC
±0.010	±0.005
ANGLES ±1/2°	
DO NOT SCALE THIS DRAWING	

TITLE  
**1XTXSW /  
 1XTX00  
 REMOTE TEMP.  
 TRANSMITTER**

SCALE 1:2.5

**UNITED ELECTRIC  
 CONTROLS COMPANY**  
 WATERTOWN \* MASSACHUSETTS

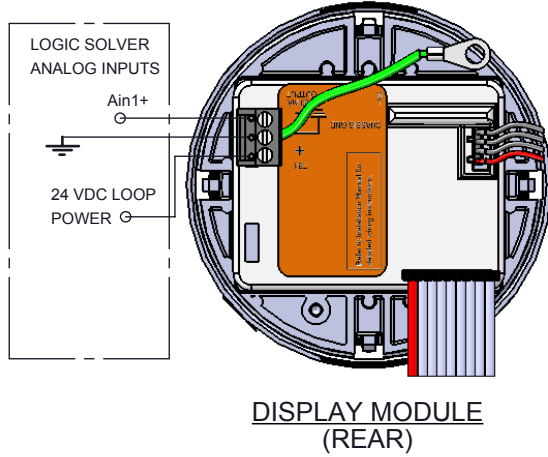
DWG NO Page 1 of 2  
**A-14023**

REV.	ECN#	DESCRIPTION	DATE	DRWN	APPD
C	E5644	"TRANSMITTER" WAS "SWITCH" IN TITLE BLOCK. ADDED " * MODEL 1XTXSW ONLY " TO WIRING DIAGRAM, PG. 2 OF 2.	10-9-15	SR	RAM
B	E5632	DELETED "CLASS 1, ZONE 1" FROM "Ex d IIC T5" IN cULus APPROVAL. ADDED "b" TO "Ex db" IN ATEX AND IECEx APPROVALS	9-21-15	SR	EM
A	E5620	FIRST ISSUE.	9-4-15	RAM	RAM

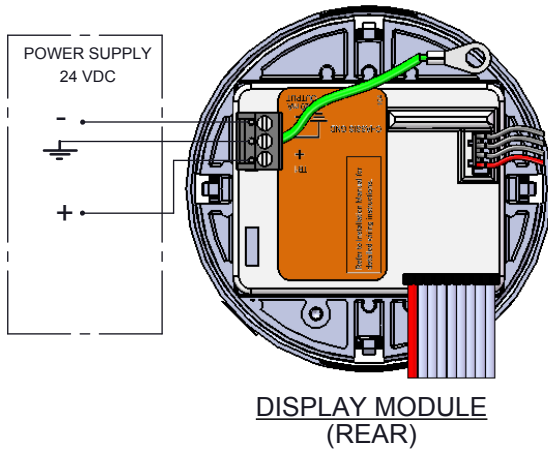
THIS DOCUMENT IS PROPRIETARY PROPERTY OF UNITED ELECTRIC CONTROLS. UNAUTHORIZED USE IS STRICTLY PROHIBITED.

## POWER OPTIONS

### POWERED BY 4-20mA LOOP(1XTXSW / 1TX00)

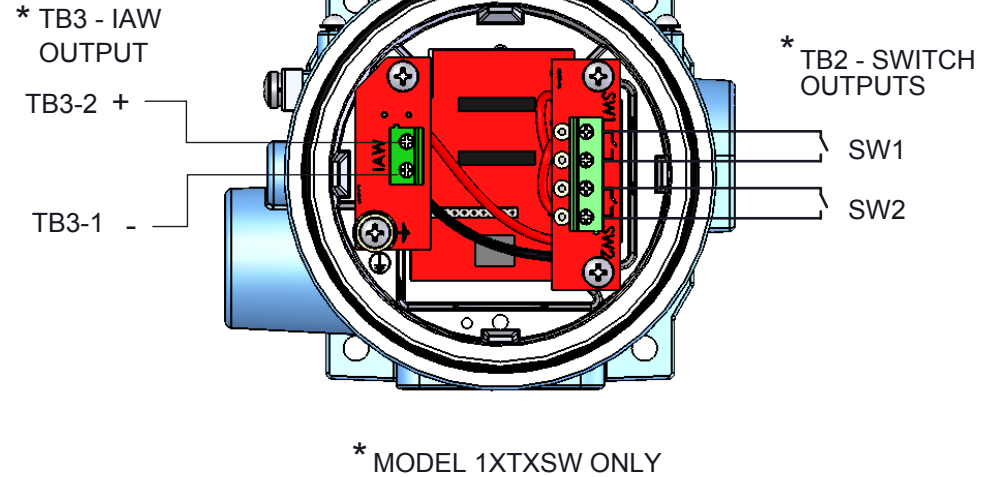
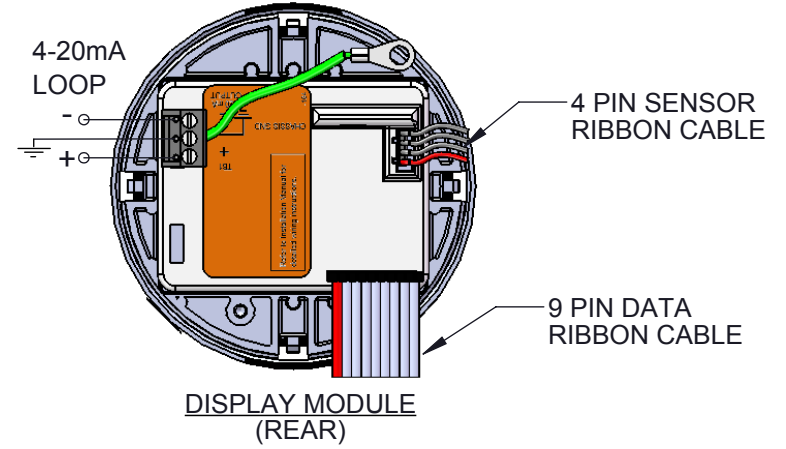


### POWERED BY 24VDC POWER SUPPLY (1XTXSW ONLY)



## WIRING DIAGRAM

A-14023



ORIGINAL DATE	9-4-15
DRWN	RAM
CHKD	SR
APPD	R. McCAREY

TITLE  
**1XTXSW / 1TX00  
REMOTE TEMP.  
TRANSMITTER**

**UE**  
UNITED ELECTRIC  
CONTROLS COMPANY  
WATERTOWN \* MASSACHUSETTS

REV.	ECN#	DESCRIPTION	DATE	DRWN	APPD
C	E5644	SEE PG. 1 OF 2.	10-9-15	SR	RAM
B	E5632	SEE PG. 1 OF 2.	9-21-15	SR	EM
A	E5620	FIRST ISSUE	9-4-15	RAM	RAM

UNLESS OTHERWISE SPECIFIED  
DIMENSIONS ARE IN INCHES  
TOLERANCES ON FRACTIONS ±1/64  
2 PLACE DEC 3 PLACE DEC ANGLES  
±0.010 ±0.005 ±1/2°

DO NOT SCALE THIS DRAWING

SCALE 1:1

DWG NO Page 2 of 2

**A-14023**